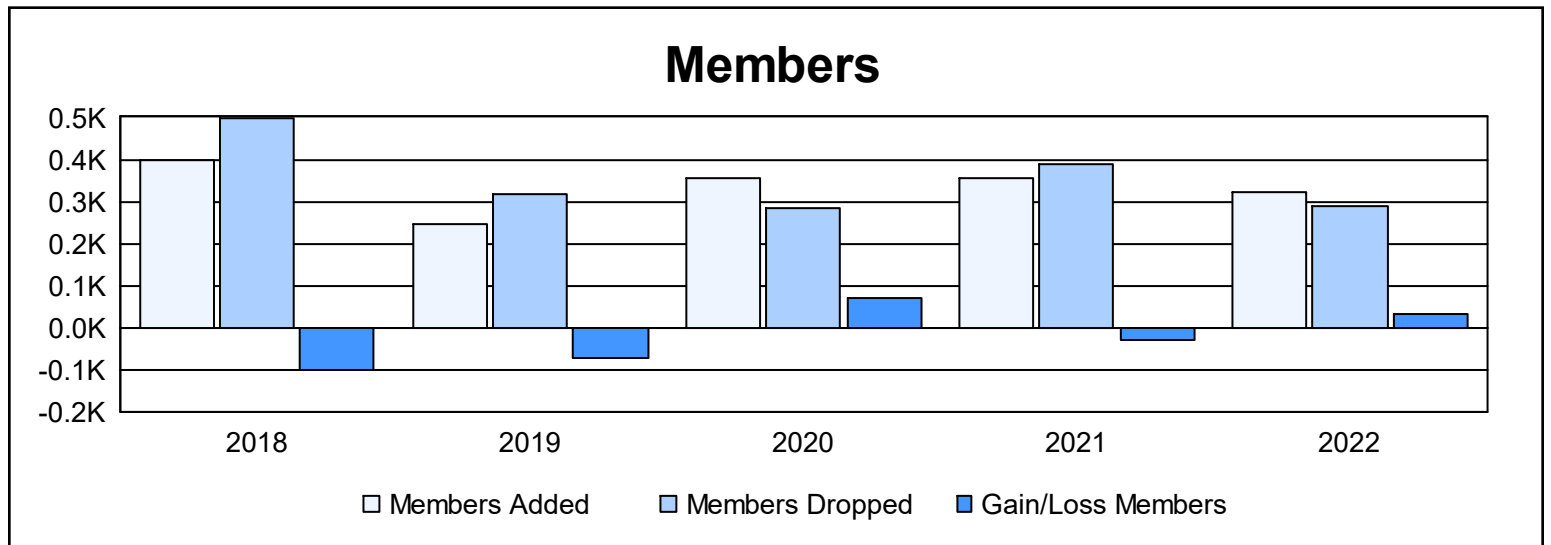
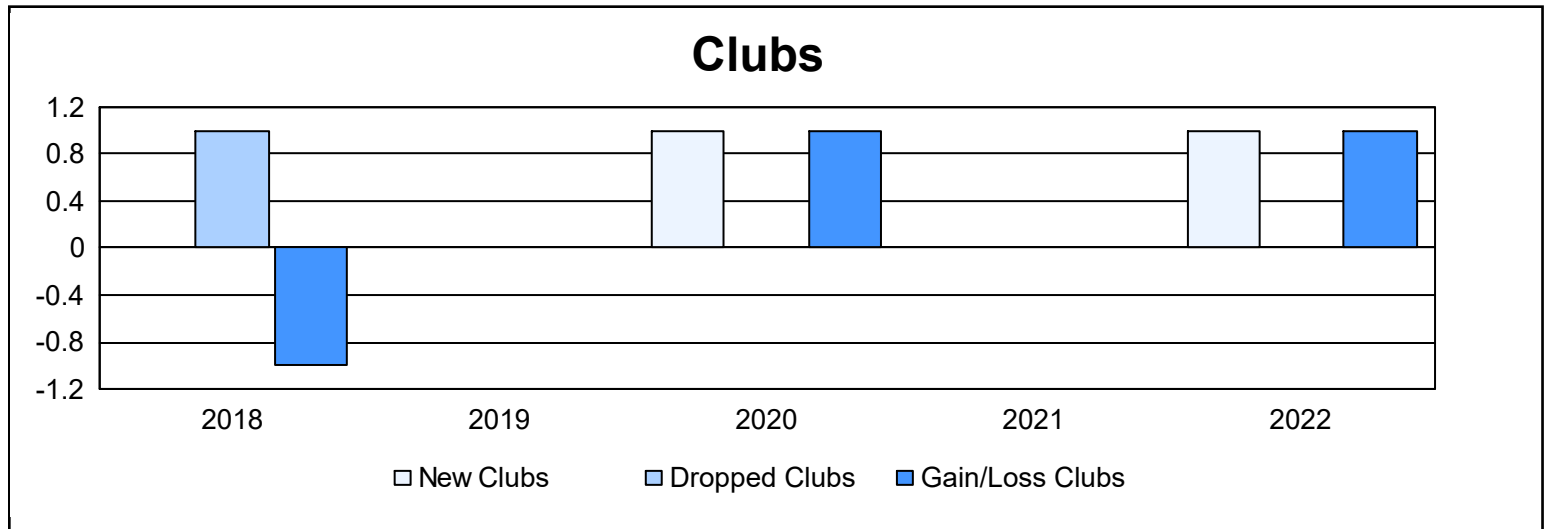
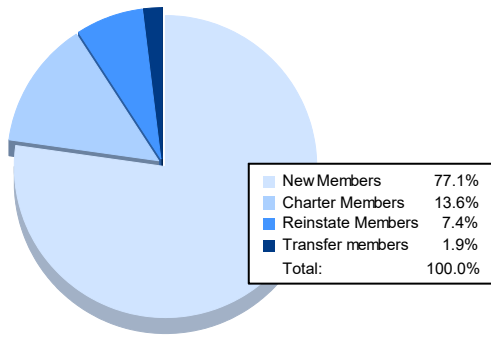


| Year           | New Clubs | Dropped Clubs | Gain/ Loss Clubs | New Members | Charter Members | Reinstate Members | Transfer Members | Total Member Added | Total Members Dropped | Gain/ Loss Members |
|----------------|-----------|---------------|------------------|-------------|-----------------|-------------------|------------------|--------------------|-----------------------|--------------------|
| 2017-2018      | 0         | 1             | -1               | 350         | 7               | 23                | 16               | 396                | 497                   | -101               |
| 2018-2019      | 0         | 0             | 0                | 212         | 1               | 24                | 9                | 246                | 319                   | -73                |
| 2019-2020      | 1         | 0             | 1                | 285         | 33              | 25                | 12               | 355                | 285                   | 70                 |
| 2020-2021      | 0         | 0             | 0                | 331         | 2               | 15                | 8                | 356                | 386                   | -30                |
| 2021-2022      | 1         | 0             | 1                | 249         | 44              | 24                | 6                | 323                | 289                   | 34                 |
| <b>Average</b> | <b>0</b>  | <b>0</b>      | <b>0</b>         | <b>285</b>  | <b>17</b>       | <b>22</b>         | <b>10</b>        | <b>335</b>         | <b>355</b>            | <b>-20</b>         |



### Membership Composition June 2022 Cumulative



### Gender Composition June 2022 Cumulative

